

# RENAULT CLIO CUP CENTRAL EUROPE

## SPA EURO RACE

### QUALIFYING

#### Provisional Classification

Nr.	Driver	Nat	Team	Car	Time	Lap Total	Gap	Kph
1	57 Sebastiaan BLEEKEMOLEN	NED	Team Bleekemolen	CLIO R.S. IV CUP	2:45.900	2 10	- -	152.0
2	36 Dino CALCUM	DEU	Stucki Motorsport	CLIO R.S. IV CUP	2:46.501	10 10	+0.601 +0.601	151.4
3	16 Kris HEIDORN	DEU	Seyffarth Motorsport	CLIO R.S. IV CUP	2:46.561	3 9	+0.661 +0.060	151.4
4	21 Stephan POLDERMAN	NED	Team Bleekemolen	CLIO R.S. IV CUP	2:46.681	3 6	+0.781 +0.120	151.3
5	56 Michael BLEEKEMOLEN	NED	Team Bleekemolen	CLIO R.S. IV CUP	2:47.001	4 10	+1.101 +0.320	151.0
6	29 Melvin DE GROOT	NED	Team Bleekemolen	CLIO R.S. IV CUP	2:47.096	10 10	+1.196 +0.095	150.9
7	81 Nicklas OSCARSSON	SWE	TeamA Teknik AB	CLIO R.S. IV CUP	2:47.611	5 9	+1.711 +0.515	150.4
8	55 Rene STEENMETZ	NED	Team Bleekemolen	CLIO R.S. IV CUP	2:47.680	4 10	+1.780 +0.069	150.4
9	89 Nils MIERSCHKE	DEU	Mierschke Motorsport	CLIO R.S. IV CUP	2:47.869	9 9	+1.969 +0.189	150.2
10	9 Andreas STUCKI	CHE	Stucki Motorsport	CLIO R.S. IV CUP	2:48.082	10 10	+2.182 +0.213	150.0
11	44 Lisa BRUNNER	DEU	Stucki Motorsport	CLIO R.S. IV CUP	2:48.167	4 10	+2.267 +0.085	149.9
12	33 Daniel NYFFELER	CHE	No Name Fighter	CLIO R.S. IV CUP	2:48.251	4 10	+2.351 +0.084	149.9
13	59 Peter SCHARMACH	NZL	Sesterheim Racing	CLIO R.S. IV CUP	2:48.585	5 10	+2.685 +0.334	149.6
14	6 Rene LEUTENEGGER	CHE	No Name Fighter	CLIO R.S. IV CUP	2:48.629	9 10	+2.729 +0.044	149.5
15	22 Manuel BRINKMANN	DEU	Steibel Motorsport	CLIO R.S. IV CUP	2:48.742	4 9	+2.842 +0.113	149.4
16	7 Roland SCHMID	CHE	Valente Motorsport	CLIO R.S. IV CUP	2:48.833	5 10	+2.933 +0.091	149.3
17	10 Sandro KAIBACH	AUT	Steibel Motorsport	CLIO R.S. IV CUP	2:49.197	2 10	+3.297 +0.364	149.0
18	90 Dillon KOSTER	NED	Certainty Racing Team	CLIO R.S. IV CUP	2:49.309	5 10	+3.409 +0.112	148.9
19	82 Simon REICHER	AUT	Certainty Racing Team	CLIO R.S. IV CUP	2:49.396	6 10	+3.496 +0.087	148.8
20	18 Tobias ZOLL	DEU	Seyffarth Motorsport	CLIO R.S. IV CUP	2:49.611	9 9	+3.711 +0.215	148.7
21	4 Razvan UMBRARESCU	ROM	Certainty Racing Team	CLIO R.S. IV CUP	2:53.287	9 10	+7.387 +3.676	145.5
22	96 Filipe UYTENDAELE	BEL	UYTENDAELE	CLIO R.S. III CUP	2:53.585	8 10	+7.685 +0.298	145.3
23	25 Tomasz WÓJCIK	DEU	Schlaug Motorsport	CLIO R.S. IV CUP	2:55.397	4 10	+9.497 +1.812	143.8

<b>Fastest Lap</b>	Lap 2	Sebastiaan BLEEKEMOLEN	2:45.900	152.0 Kph
--------------------	-------	------------------------	----------	-----------


CAR #9 - INVALIDATED LAP TIME (2:48.045) DUE TO TRACK LIMITS  
 CAR #25 - INVALIDATED LAP TIME (2:54.241) DUE TO TRACK LIMITS

Published at: 17:38

Track Status: **DRY**

Race Director:


Timekeeper:



## RENAULT CLIO CUP CENTRAL EUROPE SPA EURO RACE QUALIFYING

### Best Sector Times

SECTOR 1			SECTOR 2			SECTOR 3				
Pos	Driver	Time	Driver	Time	Driver	Time	Pos	Driver	Ideal Lap	Best Lap
1	57 S.BLEEKEMOLEN	47.860	57 S.BLEEKEMOLEN	1:14.302	44 L.BRUNNER	43.009	1	57 S.BLEEKEMOLEN	2:45.433	2:45.900 (1)
2	36 D.CALCUM	47.933	16 K.HEIDORN	1:14.508	81 N.OSCARSSON	43.058	2	16 K.HEIDORN	2:45.932	2:46.561 (3)
3	29 M.DE GROOT	47.960	36 D.CALCUM	1:14.760	16 K.HEIDORN	43.122	3	36 D.CALCUM	2:45.953	2:46.501 (2)
4	56 M.BLEEKEMOLEN	47.987	29 M.DE GROOT	1:14.901	29 M.DE GROOT	43.226	4	29 M.DE GROOT	2:46.087	2:47.096 (6)
5	55 R.STEENMETZ	48.225	21 S.POLDERMAN	1:15.024	56 M.BLEEKEMOLEN	43.248	5	56 M.BLEEKEMOLEN	2:46.441	2:47.001 (5)
6	21 S.POLDERMAN	48.235	9 A.STUCKI	1:15.062	36 D.CALCUM	43.260	6	21 S.POLDERMAN	2:46.537	2:46.681 (4)
7	81 N.OSCARSSON	48.287	89 N.MIERSCHKE	1:15.176	57 S.BLEEKEMOLEN	43.271	7	81 N.OSCARSSON	2:46.897	2:47.611 (7)
8	16 K.HEIDORN	48.302	56 M.BLEEKEMOLEN	1:15.206	21 S.POLDERMAN	43.278	8	9 A.STUCKI	2:47.327	2:48.082 (10)
9	6 R.LEUTENEGGER	48.579	33 D.NYFFELER	1:15.343	9 A.STUCKI	43.403	9	55 R.STEENMETZ	2:47.399	2:47.680 (8)
10	7 R.SCHMID	48.707	22 M.BRINKMANN	1:15.415	55 R.STEENMETZ	43.553	10	89 N.MIERSCHKE	2:47.624	2:47.869 (9)
11	10 S.KAIBACH	48.772	81 N.OSCARSSON	1:15.552	33 D.NYFFELER	43.633	11	44 L.BRUNNER	2:48.015	2:48.167 (11)
12	89 N.MIERSCHKE	48.801	44 L.BRUNNER	1:15.611	89 N.MIERSCHKE	43.647	12	33 D.NYFFELER	2:48.085	2:48.251 (12)
13	59 P.SCHARMACH	48.816	55 R.STEENMETZ	1:15.621	6 R.LEUTENEGGER	43.683	13	6 R.LEUTENEGGER	2:48.202	2:48.629 (14)
14	9 A.STUCKI	48.862	59 P.SCHARMACH	1:15.703	10 S.KAIBACH	43.729	14	10 S.KAIBACH	2:48.277	2:49.197 (17)
15	33 D.NYFFELER	49.109	10 S.KAIBACH	1:15.776	7 R.SCHMID	43.775	15	7 R.SCHMID	2:48.318	2:48.833 (16)
16	82 S.REICHER	49.214	7 R.SCHMID	1:15.836	18 T.ZOLL	43.789	16	59 P.SCHARMACH	2:48.585	2:48.585 (13)
17	18 T.ZOLL	49.226	90 D.KOSTER	1:15.840	90 D.KOSTER	43.957	17	22 M.BRINKMANN	2:48.742	2:48.742 (15)
18	90 D.KOSTER	49.270	6 R.LEUTENEGGER	1:15.940	82 S.REICHER	43.971	18	90 D.KOSTER	2:49.067	2:49.309 (18)
19	22 M.BRINKMANN	49.285	82 S.REICHER	1:16.123	22 M.BRINKMANN	44.042	19	82 S.REICHER	2:49.308	2:49.396 (19)
20	44 L.BRUNNER	49.395	18 T.ZOLL	1:16.549	59 P.SCHARMACH	44.066	20	18 T.ZOLL	2:49.564	2:49.611 (20)
21	4 R.UMBRADESCU	50.047	96 F.UYTENDAELE	1:17.241	96 F.UYTENDAELE	44.875	21	96 F.UYTENDAELE	2:53.089	2:53.585 (22)
22	25 T.WÓJCIK	50.493	25 T.WÓJCIK	1:17.911	4 R.UMBRADESCU	45.077	22	4 R.UMBRADESCU	2:53.287	2:53.287 (21)
23	96 F.UYTENDAELE	50.973	4 R.UMBRADESCU	1:18.163	25 T.WÓJCIK	45.608	23	25 T.WÓJCIK	2:54.012	2:55.397 (23)




**RENAULT CLIO CUP CENTRAL EUROPE**  
**SPA EURO RACE**  
**QUALIFYING**

**Fastest Lap Sequence**

Practice Time	Driver	Team	Car	Class	Time	Kph	Lap
7:20.287	36 Dino CALCUM	Stucki Motorsport	CLIO R.S. IV CUP		<b>2:47.752</b>	150.3	2
7:21.145	57 Sebastiaan BLEEKEMOLEN	Team Bleekemolen	CLIO R.S. IV CUP		<b>2:45.900</b>	152.0	2







# RENAULT CLIO CUP CENTRAL EUROPE

## SPA EURO RACE

### QUALIFYING

### Analysis

■ Personal Best ■ Session Best B Crossing the finish line in pit lane

Lap	Time	Sector 1	Sector 2	Sector 3	Kph	Elapsed	Lap	Time	Sector 1	Sector 2	Sector 3	Kph	Elapsed
6	2:49.260	48.940	1:16.100	44.220	149.0	19:10.823							
7	3:01.935 <b>B</b>	48.996	1:15.863	57.076	138.6	22:12.758							
8	4:04.034	2:00.897	1:17.835	45.302	103.3	26:16.792							
9	2:49.807	49.101	1:16.507	44.199	148.5	29:06.599							
10	2:49.241	48.866	1:16.100	44.275	149.0	31:55.840							

81 Nicklas OSCARSSON		SWE				
TeamA Teknik AB		CLIO R.S. IV CUP				
1	4:39.425	1:53.715	1:40.550	1:05.160	90.2	4:39.425
2	2:48.978	49.260	<b>1:15.552</b>	44.166	149.2	7:28.403
3	2:55.120	49.757	1:21.717	43.646	144.0	10:23.523
4	2:47.924	<b>48.287</b>	1:16.579	<b>43.058</b>	150.2	13:11.447
5	<b>2:47.611</b>	48.295	1:15.649	43.667	150.4	15:59.058
6	2:48.355	48.682	1:16.370	43.303	149.8	18:47.413
7	2:48.353	48.689	1:15.990	43.674	149.8	21:35.766
8	2:48.118	48.570	1:15.850	43.698	150.0	24:23.884
9	2:58.579 <b>B</b>	50.151	1:15.913	52.515	141.2	27:22.463

82 Simon REICHER		AUT				
Certainty Racing Team		CLIO R.S. IV CUP				
1	5:14.417 <b>B</b>	2:09.507	1:53.978	1:10.932	80.2	5:14.417
2	4:21.578	2:14.087	1:21.837	45.654	96.4	9:35.995
3	2:53.119	50.772	1:17.948	44.399	145.6	12:29.114
4	2:49.963	49.320	1:16.465	44.178	148.4	15:19.077
5	2:49.550	49.233	1:16.226	44.091	148.7	18:08.627
6	<b>2:49.396</b>	49.263	1:16.162	<b>43.971</b>	148.8	20:58.023
7	2:49.431	49.260	<b>1:16.123</b>	44.048	148.8	23:47.454
8	2:49.825	<b>49.214</b>	1:16.403	44.208	148.5	26:37.279
9	2:50.494	49.346	1:16.726	44.422	147.9	29:27.773
10	2:51.444	49.857	1:16.949	44.638	147.1	32:19.217

89 Nils MIERSCHKE		DEU				
Mierschke Motorsport		CLIO R.S. IV CUP				
1	4:57.209	2:06.767	1:42.374	1:08.068	84.8	4:57.209
2	2:49.985	49.749	1:16.252	43.984	148.3	7:47.194
3	2:48.703	49.437	1:15.619	<b>43.647</b>	149.5	10:35.897
4	2:48.116	49.156	1:15.183	43.777	150.0	13:24.013
5	2:57.666 <b>B</b>	<b>48.801</b>	1:16.793	52.072	141.9	16:21.679
6	5:34.889	3:25.469	1:21.969	47.451	75.3	21:56.568
7	2:52.242	48.887	1:17.615	45.740	146.4	24:48.810
8	2:48.081	48.981	<b>1:15.176</b>	43.924	150.0	27:36.891
9	<b>2:47.869</b>	48.878	1:15.214	43.777	150.2	30:24.760

90 Dillon KOSTER		NED				
Certainty Racing Team		CLIO R.S. IV CUP				
1	4:47.949	1:56.102	1:44.276	1:07.571	87.6	4:47.949
2	2:53.940	51.205	1:18.450	44.285	145.0	7:41.889
3	2:50.193	50.078	1:16.158	<b>43.957</b>	148.2	10:32.082
4	2:49.730	49.439	1:16.222	44.069	148.6	13:21.812
5	<b>2:49.309</b>	49.345	1:16.002	43.962	148.9	16:11.121
6	2:49.518	49.313	<b>1:15.840</b>	44.365	148.7	19:00.639
7	2:49.398	<b>49.270</b>	1:16.038	44.090	148.8	21:50.037
8	2:50.495	49.469	1:16.570	44.456	147.9	24:40.532
9	3:08.882	56.508	1:22.792	49.582	133.5	27:49.414
10	3:18.975 <b>B</b>	49.704	1:16.043	1:13.228	126.7	31:08.389

96 Filipe UYTENDAELE		BEL				
UYTENDAELE		CLIO R.S. III CUP				
1	5:03.869	2:17.794	1:39.356	1:06.719	83.0	5:03.869
2	3:09.064	54.332	1:25.161	49.571	133.4	8:12.933
3	2:58.322	53.015	1:19.835	45.472	141.4	11:11.255
4	2:54.831	51.194	1:18.322	45.315	144.2	14:06.086
5	2:55.844	51.425	1:18.312	46.107	143.4	17:01.930
6	2:54.877	52.255	1:17.710	44.912	144.2	19:56.807
7	2:53.916	51.482	1:17.473	44.961	145.0	22:50.723
8	<b>2:53.585</b>	<b>50.973</b>	1:17.737	<b>44.875</b>	145.3	25:44.308
9	2:53.831	51.546	<b>1:17.241</b>	45.044	145.0	28:38.139
10	2:54.397	51.575	1:17.464	45.358	144.6	31:32.536